

RBV406M

PRV : 600 Volts

Io : 4.0 Amperes

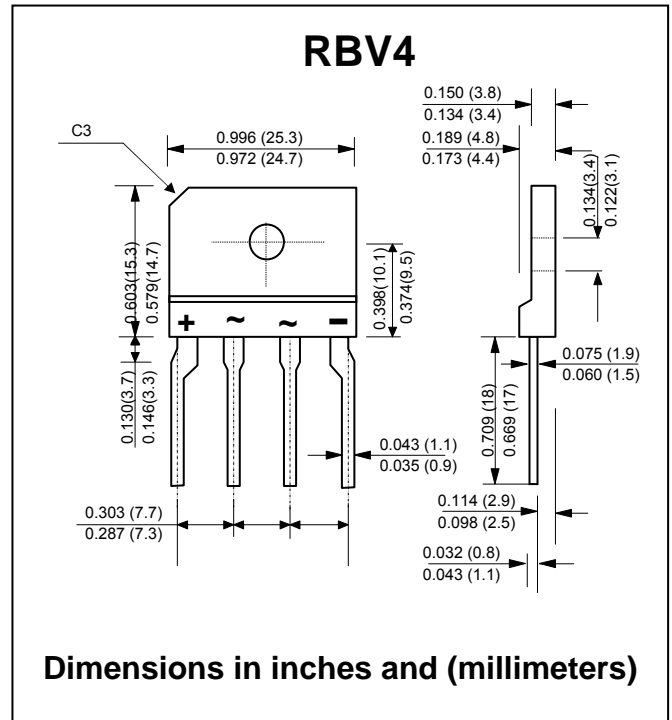
FEATURES :

- * High current capability
- * High surge current capability
- * High reliability
- * Low reverse current
- * Low forward voltage drop
- * Ideal for printed circuit board
- * Very good heat dissipation
- * **Pb / RoHS Free**

MECHANICAL DATA :

- * Case : Reliable low cost construction utilizing molded plastic technique
- * Epoxy : UL94V-O rate flame retardant
- * Terminals : Plated lead solderable per MIL-STD-202, Method 208 guaranteed
- * Polarity : Polarity symbols marked on case
- * Mounting position : Any
- * Weight : 4.28 grams

SILICON BRIDGE RECTIFIER



MAXIMUM RATINGS AND ELECTRICAL CHARACTERISTICS

Rating at 25 °C ambient temperature unless otherwise specified.

RATING	SYMBOL	VALUE	UNIT
Maximum Peak Reverse Voltage	V_{RM}	600	V
Maximum Average Forward Current at $T_a = 40\text{ }^\circ\text{C}$ (with Heatsink)	$I_{F(AV)}$	4.0	A
Maximum Peak Forward Surge Current (50 Hz Half - cycle Sinewave Single Shot)	I_{FSM}	120	A
Maximum Forward Voltage per element at $I_F = 2.0\text{ A}$	V_F	0.92	V
Maximum Reverse Current per element at $V_R = V_{RM}$	I_R	10	μA
	$I_{R(H)}$	100	μA
Thermal Resistance, Junction to Case	$R_{\theta JC}$	5.0	$^\circ\text{C/W}$
Operating Junction and Storage Temperature Range	T_J, T_{STG}	- 40 to + 150	$^\circ\text{C}$

RATING AND CHARACTERISTIC CURVES (RBV406M)

FIG.1 - DERATING CURVE FOR OUTPUT RECTIFIED CURRENT

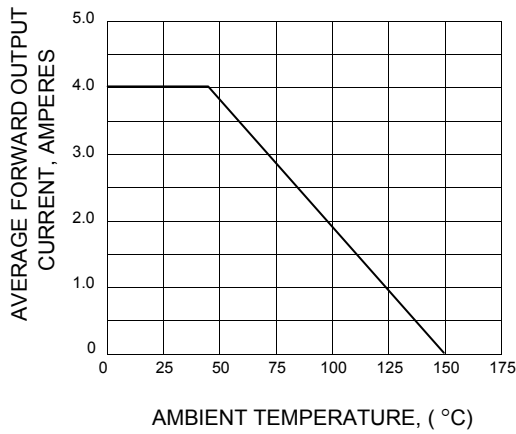


FIG.2 - MAXIMUM NON-REPETITIVE PEAK FORWARD SURGE CURRENT

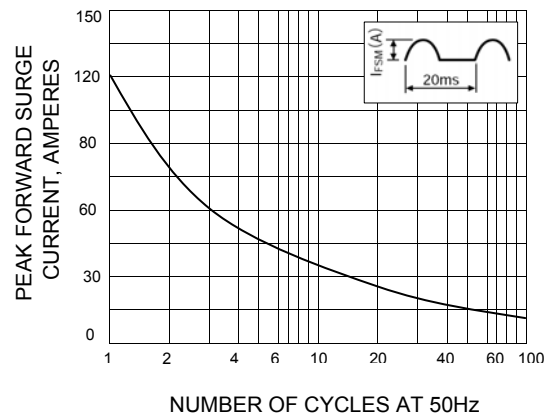


FIG.3 - TYPICAL FORWARD CHARACTERISTICS

